

**CAST IRON PADLOCK** 铸字铁锁



- Brass cylinder
- Brass keys or steel chrome plated keys

Model:	S10101	S10102	S10103	S10104	S10105	S10106	S10107	S10108
Size:	20mm	25mm	32mm	40mm	50mm	60mm	70mm	75mm

**MIDDLE TYPE IRON PADLOCK** 中型铁锁



- Brass cylinder
- Brass keys or steel chrome plated keys

Model:	S10111	S10112	S10113	S10114	S10115	S10116
Size:	20mm	25mm	32mm	40mm	50mm	60mm

**HEAVY DUTY IRON PADLOCK** 厚型铁锁



- Brass cylinder
- Brass keys or steel chrome plated keys

Model:	S10121	S10122	S10123	S10124	S10125	S10126
Size:	20mm	25mm	32mm	38mm	50mm	60mm

**MIDDLE-THICK TYPE DUTY PADLOCK (NORMAL SHACKLE)** 中厚铜锁(普通型)



Model:	S10131	S10132	S10133	S10134	S10135	S10136	S10137
Size:	20mm	25mm	30mm	40mm	50mm	60mm	75mm

**MIDDLE-THICK TYPE DUTY PADLOCK (LONG SHACKLE)** 中厚铜锁(加长型)



Model:	S10141	S10142	S10143	S10144
Size:	30mm	40mm	50mm	60mm

**CAMEI BRASS PADLOCK** 骆驼铜锁



Model:	S10145	S10146	S10147	S10148
Size:	45mm	55mm	65mm	75mm

**SQUARE STEEL LOCK** 方钢锁



Model:	S10151	S10152	S10153
Size:	40mm	45mm	50mm

**HALF-ARMoured PADLOCK (COMPUTERIZED KEY)** 镀钛半包梁铜锁(原子芯)



- Solid brass body nickel plated
- Hardened steel shackle, chromium-plated
- Double steel ball bearing
- Precision locking mechanism
- Different keyed or master keyed

Model:	S10155	S10156	S10157
Size:	40mm	50mm	60mm

**ALONE TYPE ARMoured PADLOCK (BANE SERIES)** 弧型包梁锁(叶片锁)



- Solid brass body nickel plated
- Hardened steel shackle, chromium-plated
- Double steel ball bearing
- Precision locking mechanism
- Different keyed or master keyed

Model:	S10161	S10162	S10163
Size:	40mm	50mm	60mm

**CODE LOCK** 密码锁



Model:	S10165	S10166	S10167
Size:	30mm	40mm	50mm

**BRASS HAMMER LOCK** 榔头锁



Model:	S10171	S10172	S10173	S10174	S10175	S10176
Size:	30mm	40mm	50mm	60mm	70mm	80mm


**SQUARE TYPE ARMoured SHACKLE STAINLESS STEEL PADLOCK** 方形不锈钢包梁锁



- Stainless steel body
- Stainless steel or hardened steel shackle
- Brass cylinder nickel plated or removable cylinder can be replaced or repined
- Double ball locking

Model:	S10181	S10182	S10183
Size:	40mm	50mm	60mm


**RECTANGULAR BRASS PAD LOCK** 矩形铜锁



- Brass body
- Hardened steel bolt
- Many key differs

Model:	S10185	S10186	S10187	S10188	S10189
Size:	50mm	60mm	70mm	80mm	90mm

**SLIDING BOLT HARDENED STEEL PADLOCK** 横梁钢锁



- Hardened steel body
- Hardened steel bolt
- 6pins universal kens or computerized keys
- Against pulling, sawing, cutting and drilling

Model:	K10191
Size:	65mm

**SQUARE TYPE BOLT STAINLESS STEEL LOCK** 方形不锈钢横梁锁



- Stainless steel body
- Stainless steel piston
- Brass cylinder nickel plated
- Hardened steel ball bearing

Model:	S10195	S10196	S10197
Size:	70mm	80mm	90mm

## CIRCLE STEEL PADLOCK 圆钢锁



- Steel body and cast iron body, Chrome Plated
- Hardened steel shackle
- Double ball bearing
- Yale keys and computerized keys

Model:	S10201	S10202	S10203
Size:	55mm	65mm	80mm

## CIRCLE STEEL PADLOCK 圆钢锁



- Steel body and cast iron body
- Hardened steel shackle
- Double ball bearing
- Yale keys and computerized keys

Model:	S10205
Size:	65mm

## SQUARE ARMoured SHACKLE PADLOCK (COMPUTERIZED KEY) 四方包梁锁 (电脑钥匙型)



- Solid brass body nickel plated
- Hardened steel shackle, chromium-plated
- Double steel ball bearing
- Precision locking mechanism
- Different keyed or master keyed

Model:	S10211	S10212	S10213	S10214
Size:	40mm	50mm	60mm	70mm

## ALONE TYPE ARMoured SHACKLE STAINLESS STEEL PADLOCK 全不锈钢弧形包梁锁



- Stainless steel body
- Stainless steel or hardened steel shackle
- Brass cylinder nickel plated or removable cylinder can be replaced or repined
- Double ball locking

Model:	S10215	S10216
Size:	50mm	60mm

## NYLON PADLOCK 塑料包壳锁



Model:	S10221	S10222
Size:	55mm	65mm

## NYLON PADLOCK 塑料包壳锁



Model:	S10225
Size:	65mm

## NYLON PADLOCK 塑料包壳锁



Model:	S10231	S10232
Size:	55mm	65mm

## STAINLESS STEEL LOCK 不锈钢圆饼锁



Model:	S10235	S10236	S10237	S10238	S10239
Size:	50mm	60mm	70mm	80mm	90mm

## STEEL LOCK 钢锁



Model:	S10241
Size:	73mm

## WIRE ROPE LOCK 钢缆锁



- $\Phi$  7X7mm

Model:	S10245	S10246	S10247	S10248
Size:	1000mm	1200mm	1500mm	1800mm

## WIRE ROPE LOCK 钢缆锁



- $\Phi$  7X7mm

Model:	S10251	S10252	S10253	S10254
Size:	1000mm	1200mm	1500mm	1800mm

## WIRE ROPE LOCK 钢缆锁



- $\Phi$  10X10mm

Model:	K10256	S10257	S10258	S10259
Size:	1000mm	1200mm	1500mm	1800mm

## WIRE ROPE LOCK 钢缆锁



- $\Phi$  10X10mm

Model:	S10261	S10262	S10263	S10264
Size:	1000mm	1200mm	1500mm	1800mm

## AVIATION TIN SNIP 右弯双色软胶柄航空剪



Model:	S10265
Size:	

## AVIATION TIN SNIP 右弯双色软胶柄航空剪



Model:	S10271
Size:	

**BASIN MIXER** 水龙头




Item#: T10101

**BASIN MIXER** 水龙头



Item#: T10105

**BASIN MIXER** 水龙头



Item#: T10111

**FLEXIBLE SHOWERS HOLDERS**



Item#: T10115

**FLEXIBLE SHOWERS HOLDERS**



Item#: T10121

**FLEXIBLE SHOWERS HOLDERS**



Item#: T10125

**TUMBLER HOLDER** 卫浴附件



Item#: T10131

**SOAP BASKET** 卫浴附件



Item#: T10135

**PAPER HOLDER** 卫浴附件



Item#: T10141

**COUPLE** 接头




Item#: T10145

**COUPLE** 接头



Item#: T10151

**COUPLE** 接头



Item#: T10155

**CURTAIN** 浴帘



Item#: T10161

**CURTAIN** 浴帘



Item#: T10165

**CURTAIN** 浴帘



Item#: T10171